

9/00186SS
Recess 'T' in special
stainless steel pan.
(Black is standard)



Single-sided 'FS'
keys are standard

RECESS 'T' HANDLES WITH 'EASY-FIX' MOUNTING

An extremely useful set that allows our large 'T' handle to be mounted so that the "arms" of the handle do not project above the surface of a panel. The steel recess pan is normally black powder-coated, with moulded gasket. Locking & non-locking models, supplied as boxed sets.



180° as standard, locking in two positions. Rotation can be limited to 90°, LH/RH, or 360° free-movement.



Fix pan in circular aperture, mount handle through centre piercing against 'flats' on escutcheon and secure with large brass nut. Neoprene gasket and stainless spring spacing washer are provided.



'FS' keys as standard with 'shuttered' keyway optionally 'FT' or 'DLP' key types.



Handles are bright chromium plated, with black powder-coated pan. Optionally, pan can be polished stainless steel (Grade 304).



- Shaft lengths
- Threaded shafts (M10)
- Special key numbers/sets
- 90° LH/RH rotation
- All-black handle/pan



Max recommended torque in pan, 16Nm (12lb.ft) - steel, 22Nm (16lb.ft) - stainless.

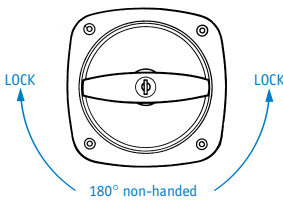
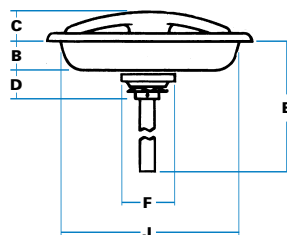
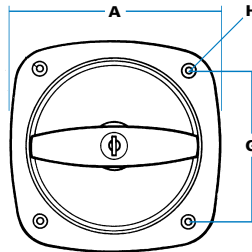


Our 'drop-T' models are an alternative, self-contained system for heavier duty applications.

ORDERING CODE

9/00184	Recess 'T' set, locking
9/00184SS	As above, stainless pan
9/00185	Recess 'T' set, non-locking
9/00185SS	As above, stainless pan
9/00186	Recess 'T' set, FS 880
9/00186SS	As above, stainless pan
9/00138	Recess pan only, black
5/00939	Moulded seal only, black

SPECIFICATION



Handles operate through 180° as standard (non-handed), locking in two positions. To special order, rotation can be limited to 90° LH (clockwise) or 90° RH (anticlockwise), when handle will only lock in the rest position. Illustration shows handle with 'flats' vertical on escutcheon.

A	Pan total width	125 mm
B	Pan depth	15 mm
C	Face height	15 mm
D	Depth of fixing	27 mm
E	Total projection (shaft length)	145mm
F	Fixing detail (dia)	32 mm
G	Hole centres	90 mm
H	Hole sizes (dia)	4.75 mm, c/s 9 mm
J	Pan external diameter	105 mm



Illustration shows recess pan with standard pierced aperture and vertical 'flats'.

MOULDED SEAL



The edge of the recess pan is embossed, to seat into corresponding groove in moulded seal.

