


**9/00450  
with Slam-Bolt**



**Single-sided 'FS'  
keys as standard**

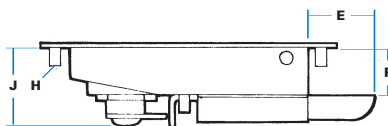
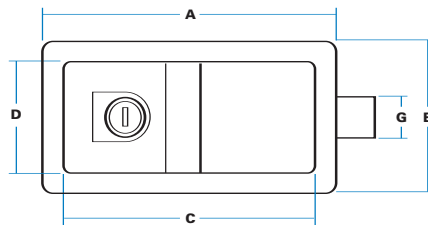


**Slam-Bolt model with  
interior release knob**

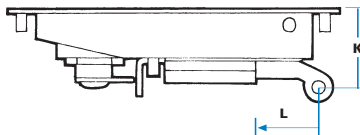
**ORDERING CODE**

|                   |   |
|-------------------|---|
| <b>9/00450</b>    | Diecast paddle, black, slam-bolt        |
| <b>9/00450/01</b> | As above, FS 880                        |
| <b>9/00453</b>    | Diecast paddle, black, remote operation |
| <b>9/00453/01</b> | As above, FS 880                        |
| <b>9/00457</b>    | Diecast paddle, black, 2-way            |
| <b>9/00457/01</b> | As above, FS 880                        |

**SPECIFICATION**




**Remote operation model (Illustration)**



|                              |       |
|------------------------------|-------|
| <b>K</b> Depth to link point | 36 mm |
| <b>L</b> Travel (horizontal) | 10 mm |

**2-way operation model**



Scheme shows 'paddle' vertical, with two 'claw' latches. Alternatively two slam latches can be fitted, using standard linkage bar (3/12497) at length 915 mm (cut to size). Movement is 13 mm approx., at each side.








|                                    |                  |
|------------------------------------|------------------|
| <b>A</b> Case length               | 136 mm           |
| <b>B</b> Case width                | 82 mm            |
| <b>C</b> Hole centres              | 120 mm           |
| <b>D</b> Hole centres              | 66 mm            |
| <b>E</b> Bolt projection           | 28 mm            |
| <b>F</b> Bolt depth                | 20 mm            |
| <b>G</b> Bolt width                | 19 mm            |
| <b>H</b> Holes tapped              | 10-32 UNF x 8 mm |
| <b>J</b> Maximum depth             | 35 mm            |
| Slam bolt withdraws by 10 mm, max. |                  |

The 'Paddle' concept provides an attractive, fully self-contained lock/latch, which is flush fitting and simple to install

**DIECAST  
'PADDLE' HANDLE  
SERIES**

The smallest models in our 'paddle' range, with smooth, blended lines made possible by diecast construction.

Textured finish and invisible fixing make this design most suitable when good visual appearance is paramount.

-  Blended lines, concealed fixing, textured finish and "no rattle" operation, with solid, machined steel slam bolt.
-  Basic model has slam-bolt fitment, but handle variants provide remote-operation or 2-way function.
-  Locking with key blocks movement of flap but slam bolt is still free to operate and can be opened from inside if release knob is fitted. Non-handed.
-  Concealed-fixing from beneath into four tapped bosses on handle rim.
-  'FS' keys as standard with shuttered keyway. Optionally 'FT' '92' or 'DLP' key types.
-  Black powder coated with textured finish. Stainless bolt case and slide.
- 
  - Inside release knob on slam-bolt models
  - Moulded weathershield on lock cylinder
  - Alternative slam bolts (length, profile)