



9/01848
Striker for
Offset Doors



9/01847
Striker for
Flush Doors



9/01846
Slam Latch
(Chrome)

**SURFACE - MOUNT
SLAM LATCH
WITH INSIDE
SAFETY RELEASE**

This latch is widely used for large-size insulated enclosures, such as cold stores or containerised units, where a surface-mounted latch is preferable to avoid breaching the integrity of the door.

With slam action against a roller striker, this system can be used on doors flush-fit against the frame, or offset between 35-70mm height. There is an inside safety "punch" handle for emergency release.

! Smooth slam action and inside release with fluorescent 'mushroom' head for good visibility and fast operation. Offset striker adjustable in 2.5mm increments.

↕ Locking with key blocks movement of handle, but bolt can still be slammed shut and opened from inside.

⌵ Surface-mounted latch and striker through 6 mm countersunk holes in flanges.

🔑 Non-standard, single-sided keys. Can also be locked with padlock or cotter pin through body of latch.

🔧 Bright chromium plated or black electrophoretically painted for exterior use.

M Diecast in zinc alloy with inside release moulded in glass-filled material with rubber sleeve and stainless mounting plate.

£ Highly competitive against market alternatives.

ORDERING CODE

9/01846 Surface-mount slam latch, chrome

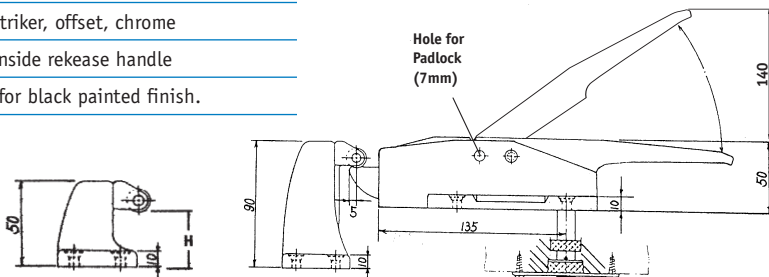
9/01847 Striker, flush-mount, chrome

9/01848 Striker, offset, chrome

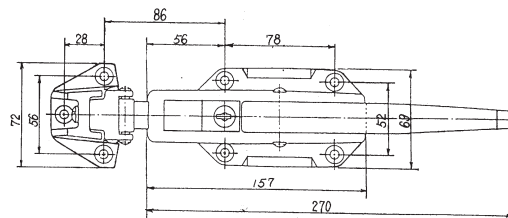
9/01849 Inside release handle

Add suffix 'B' for black painted finish.

SPECIFICATION

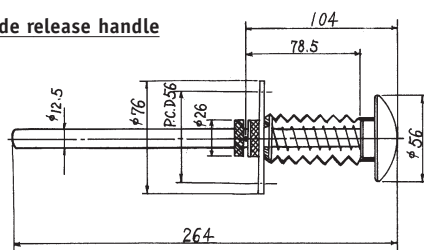


(Standard distance for fixing)



All mounting holes in latch & striker are 6 mm diameter in 10 mm deep flanges

Inside release handle



Fixing through 3x5 mm holes in stainless steel flange plate

Striker height (H) to roller

9/01847 30 mm, fixed

9/01848 65-100 mm adjustable

Adjust striker block by set-screws against base plate in 2.5mm increments.



9/01849
Inside release
handle with
fluorescent
'mushroom'