
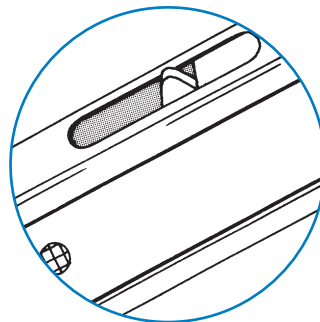


7/25122
(complete with
brackets)

7/26596
(without
brackets)



Detailed view
of 'star wheel'
area.



'MINIATURE' SUPPORT STAYS ['STAR-WHEEL' RELEASE]

These miniaturised versions of our standard stays use a section width of 9 mm x 19 mm, making them less obtrusive and suitable for smaller installations. The 'star-wheel' design allows automatic release - useful where two stays are fitted.

Applications include electrical cabinets, instrument cases, inspection windows and ski-boxes. Many options are available.

ORDERING CODE

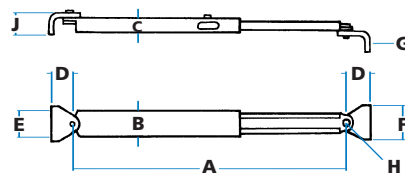
| | |
|-------------------|-------------------------------------|
| 7/25122 | 'Miniature' stay, 2 brackets |
| 7/25122/01 | 'Miniature' stay, brackets reversed |
| 7/25122/02 | 'Miniature' stay with thumbscrew |
| 7/26596 | 'Miniature' stay, no brackets |
| 7/26596/02 | 'Miniature' stay with thumbscrew |



Thumb-screw fitment (7/26596/02)

A weld-nut is fitted in the outer slide, so that the thumb-screw can be tightened, thus locking the stay at any intermediate position.

SPECIFICATION



| | |
|---|------------|
| A Length between centres, closed | 152 mm |
| extended | 239 mm |
| B Max width (outer) | 19 mm |
| C Max depth (outer) | 9 mm |
| D Location | 16 mm |
| E Hole centres | 13 mm |
| F Bracket width | 24 mm |
| G Hole sizes (diameter) | 3.5 mm |
| H Hole sizes (7/26596) | dia. 10 mm |
| J Bracket height | 13 mm |

Note: Standard bracket shown is 7/25135



Stay extends as door is opened, and locks in the extended position. It is automatically released by a further slight extension, allowing unit to be closed.



Clear zinc-plated. To special order, yellow passivate or black zinc-plated.



Standard brackets (7/25135) as illustrated for plant-on fitting.



Mild steel throughout.



- Special lengths
- Alternative brackets
- Thumb-screw fitment (illustrated)

Alternative
Brackets

E14