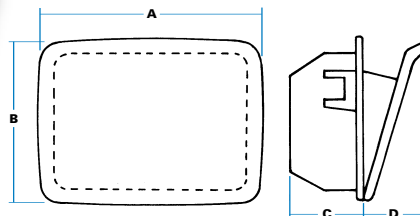




1/29990



ORDERING CODE

1/29990 Ashtray, black, c/w bracket

Aperture size: 90mm & 58mm

SPECIFICATION

A Length	100 mm
B Width	71 mm
C Depth	32 mm
D Max projection	38 mm

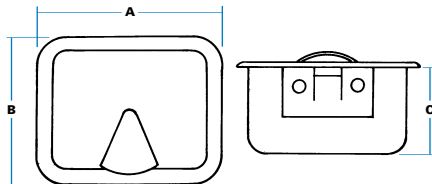
WALL-MOUNTED ASHTRAY

Attractive, moulded ashtray for recess fitting into simple cut-out, secured by screw and steel 'U'-bracket (provided). Textured finish in black ABS, suits side-panel, seat-backs, etc. Meets EC 95/28/C for combustibility. Easily separated for cleaning.

'Plant-in' Ashtray



1/29371



ORDERING CODE

1/29371 Ashtray, black lid

7/35270 Ashtray, chrome lid

Aperture size: 66mm & 53mm

SPECIFICATION

A Length	82 mm
B Width	70 mm
C Depth	35 mm

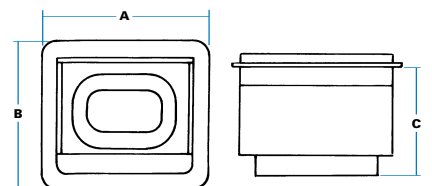
'PLANT-IN' ASHTRAY

A neat metal ashtray which fits into a horizontal recess (armrest, transmission tunnel, etc), retained by spring clip but can be pulled-out for cleaning. Chromium-plated bowl and snuffer, black or chrome lid.

'Plant-in' Ashtray



7/04008



ORDERING CODE

7/04008 Ashtray assembly, chrome

Aperture size: 62mm & 53mm

SPECIFICATION

A Length	70 mm
B Width	62 mm
C Depth	45 mm

'PLANT-IN' ASHTRAY WITH INNER BOX

A high-quality diecast ashtray which fits into a horizontal recess, and is retained by fixing holes in base of main body. Inner container removed for emptying, with bright-plated roll-top lid.